


SSG3000X Firmware Revision Record and Upgrade Instructions



1 Revision Record

Date	Version	Revision
2025/08/06	V1.1.4.0.7	<ol style="list-style-type: none"> Modified the return of * OPT and added custom IDN and OPT Added LXI Add SCPI command recording function Fixed some bugs <ol style="list-style-type: none"> Resolve the issue of not reducing the option numbers of uses Resolve the issue of incorrect power in certain situations
2025/05/26	V1.1.4.0.6	<ol style="list-style-type: none"> Optimize option functionality Add a checkbox feature for file boxes Add the stop UI update function in the scanning function Fixed some bugs <ol style="list-style-type: none"> Solved the problem of external triggering polarity being opposite to actual effectiveness Solved the problem of demodulation errors when FM AC coupling and DC bias are zero or negative Resolve the issue of RF output overshoot when IQ is turned off
2024/07/02	V1.0.3.1.22	<ol style="list-style-type: none"> Add an open source declaration Optimize the display of options
2023/10/12	V1.0.3.1.21	<ol style="list-style-type: none"> Optimize the functionality of VNC Optimize the power meter function Solved some bugs <ol style="list-style-type: none"> Resolve the issue of insufficient accuracy in saving pulse train files Solved the problem of DAC codeword overflow Resolve the issue of flatness filling calculation errors
2020/6/17	V1.0.3.1.19R5	3 st release

2 Version Compatibility

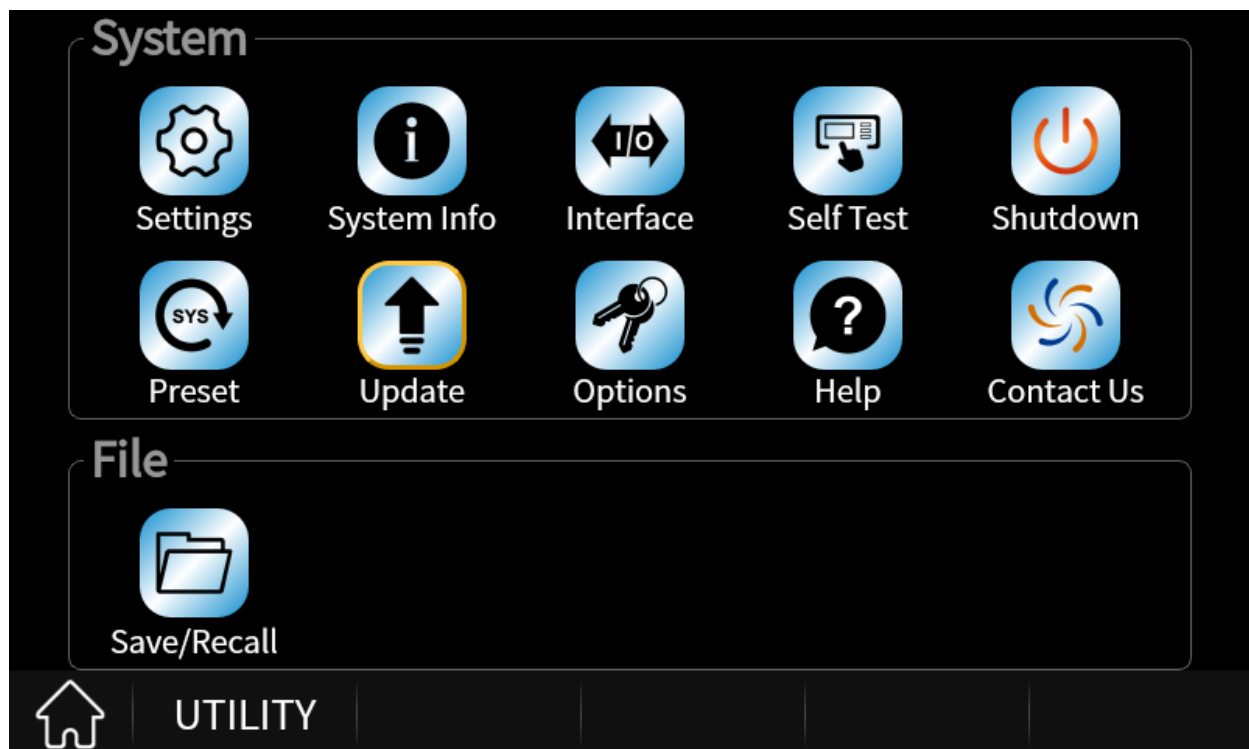
Source Version	Object Version	Compatibility
V1.1.4.0.6	V1.1.4.0.7	Tested
V1.0.3.1.22	V1.1.4.0.7	Tested
V1.0.3.1.21	V1.1.4.0.7	Tested
V1.0.3.1.19R5	V1.1.4.0.7	Tested
V1.0.3.1.22	V1.1.4.0.6	Tested
V1.0.3.1.21	V1.1.4.0.6	Tested
V1.0.3.1.19R5	V1.1.4.0.6	Tested
V1.0.3.1.21	V1.0.3.1.22	Tested
V1.0.3.1.19R5	V1.0.3.1.22	Tested
V1.0.3.1.19R5	V1.0.3.1.21	Tested

3 Upgrade Instructions

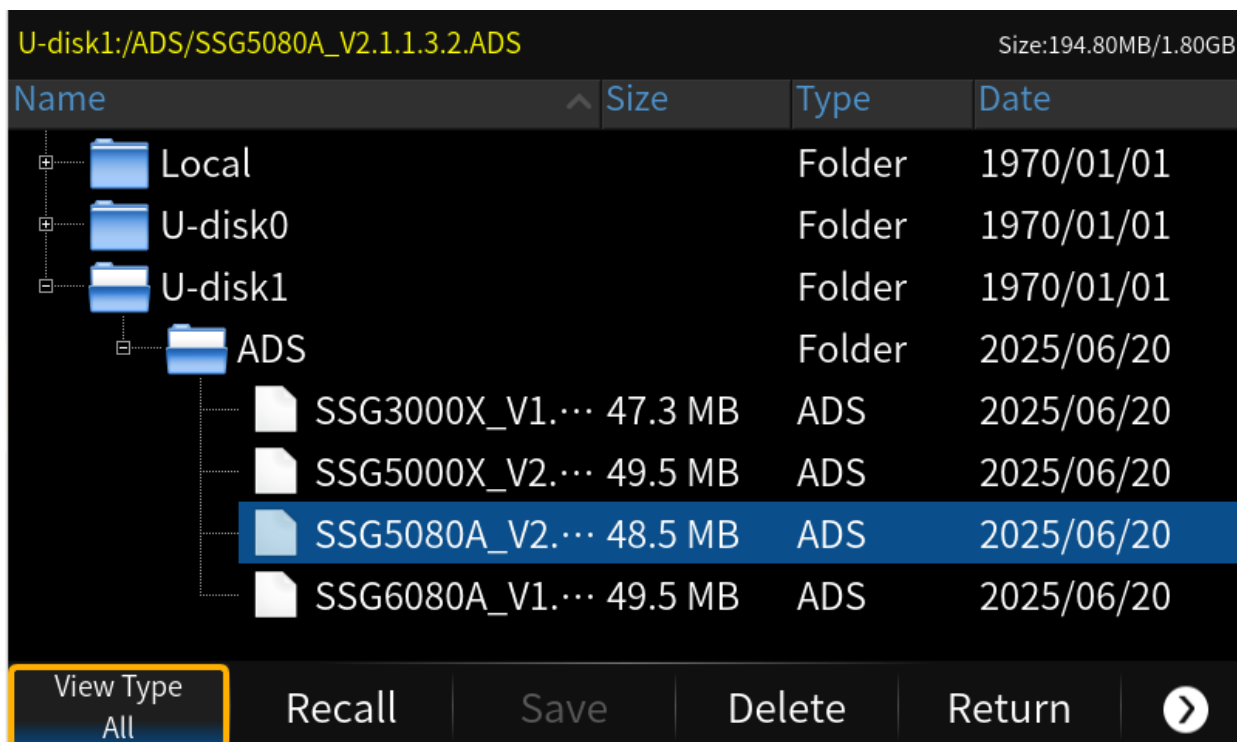
3.1 Upgrade from a U-disk (USB Memory device)

[WARNING] DO NOT shut off the instrument until the update is completed.

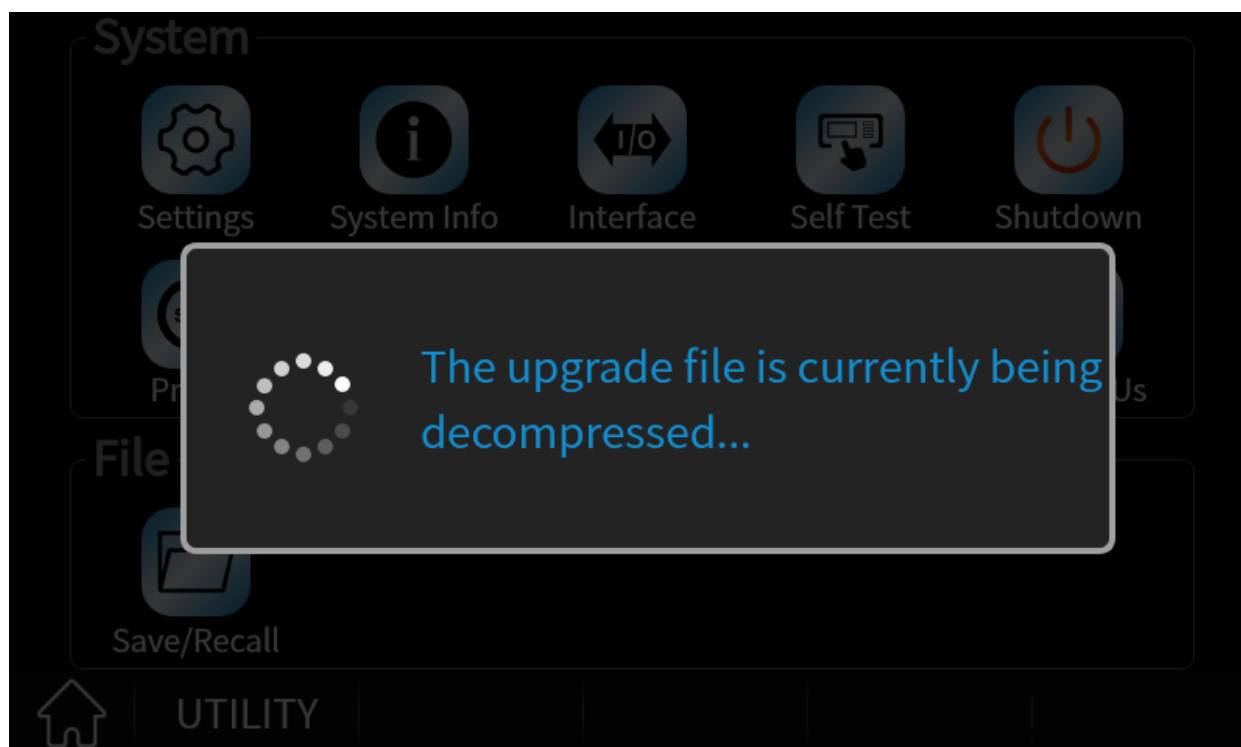
1. Copy the update file (*.ads) to a FLASH type U-disk, and then insert the U-disk into one of the USB host ports of the instrument.
2. Press the Utility button on the front panel, and press *Upgrade* . The resource manager will pop up.

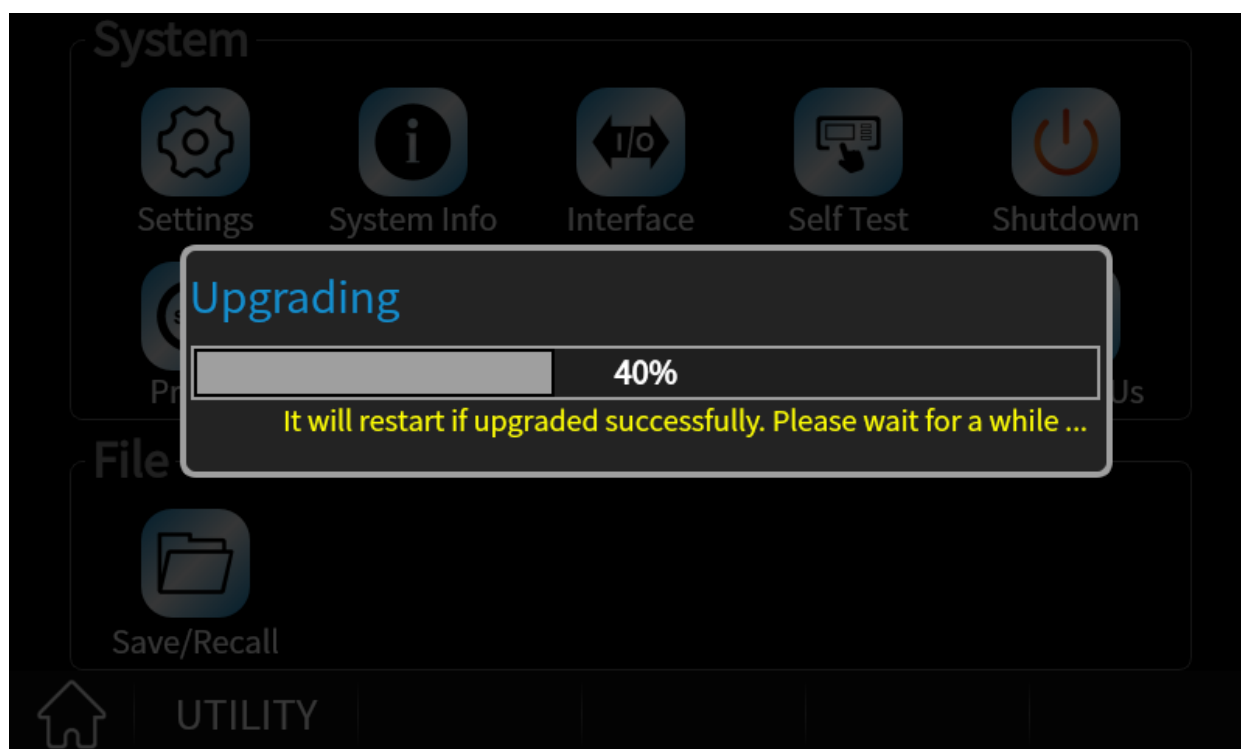


3. Select the correct ads file in the resource manager and click Load.

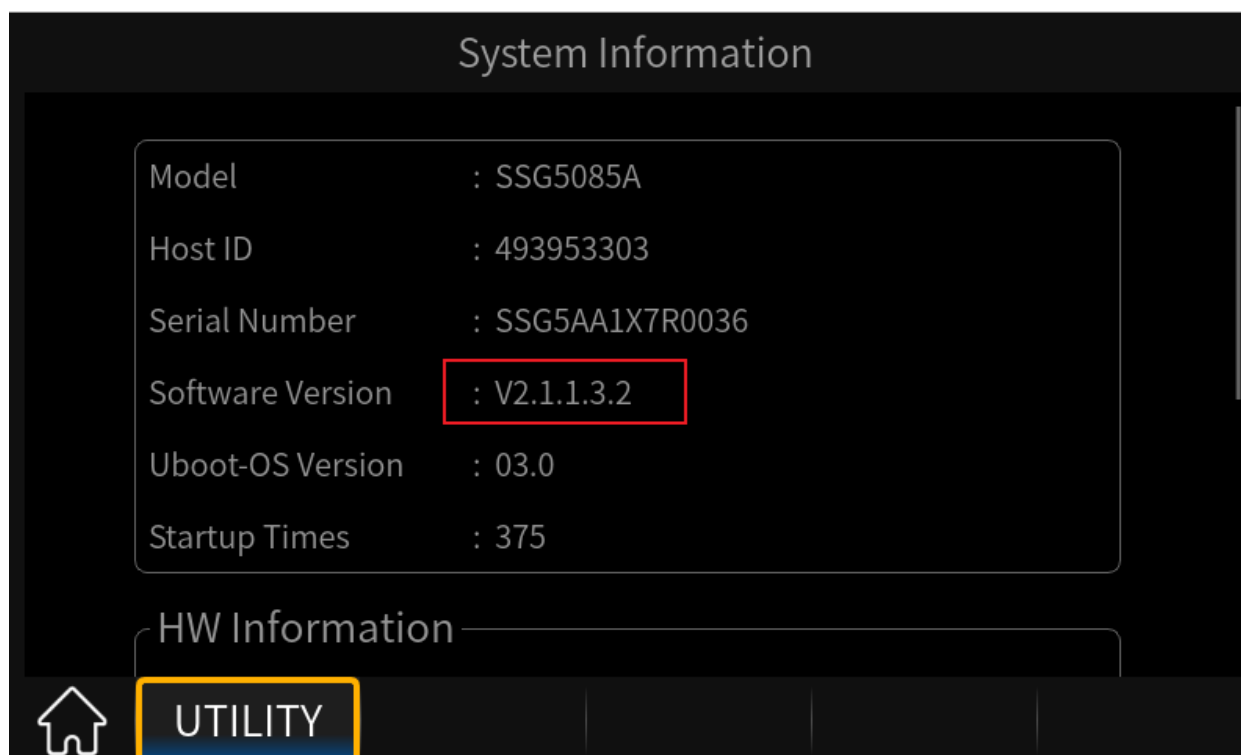


- The system will first decompress and verify the upgrade package. If the upgrade package passes the verification, the instrument will automatically upgrade.





5. After the instrument reboots, check the version number through the **Utility** -> **System Info** to confirm if the upgrade is successful.

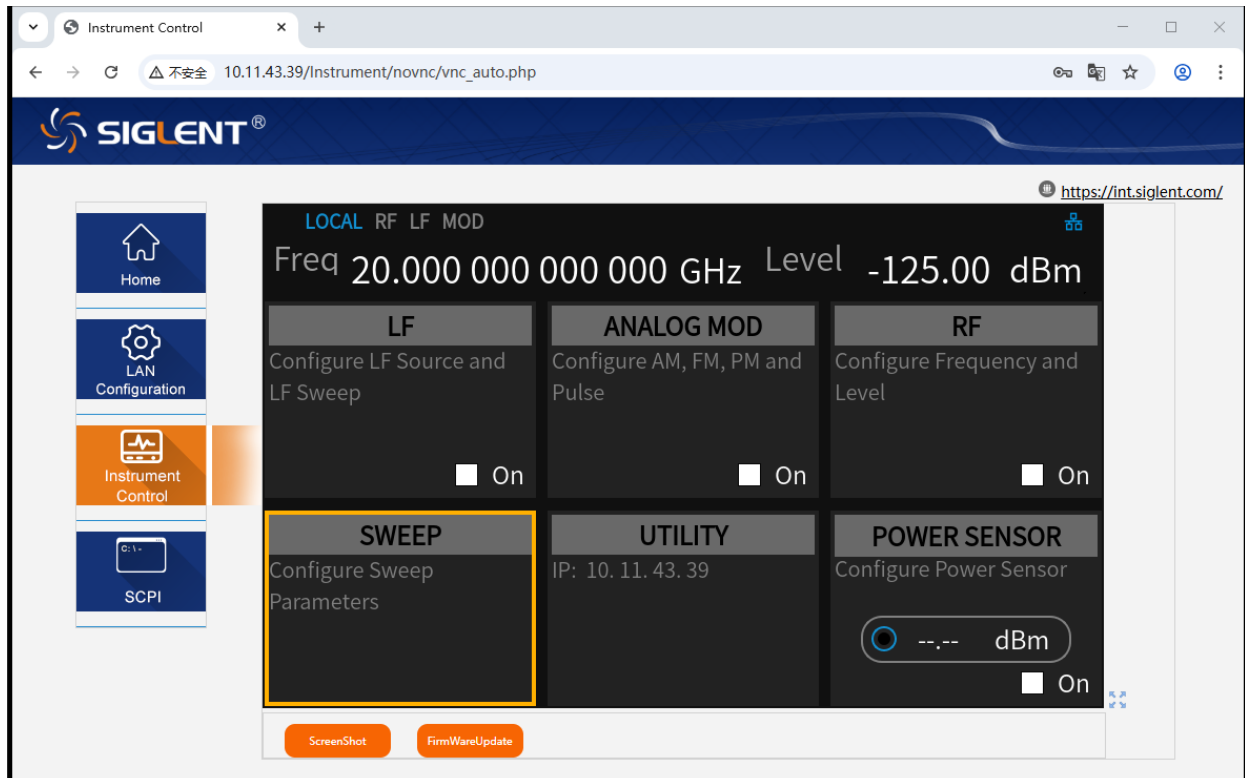


[WARNING] DO NOT shut off the instrument until the update is completed.

3.2 Upgrade from the Web Server

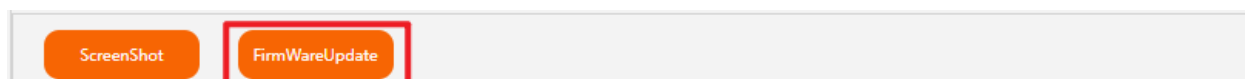
A built-in web server provides an approach to control the instrument by web browser. This process doesn't require any additional software to be installed on the controlling computer. Set the LAN port correctly (see the User Manual for details), input the IP address of the instrument in the browser address bar, and then the user can browse and control the instrument on the web.

Click Instrument to enter the instrument control interface.



[WARNING] DO NOT shut off the instrument until the update is completed.

1. Click the "FirmWareUpdate" button in the web interface



2. Select the correct update file (*.ads) stored on the computer. The instrument will automatically download the update file and perform the upgrade once the file is specified.

[WARNING] DO NOT shut off the instrument until the update is completed.



About SIGLENT

SIGLENT is an international high-tech company, concentrating on R&D, sales, production and services of electronic test & measurement instruments.

SIGLENT first began developing digital oscilloscopes independently in 2002. After more than a decade of continuous development, SIGLENT has extended its product line to include digital oscilloscopes, isolated handheld oscilloscopes, function/arbitrary waveform generators, RF/MW signal generators, spectrum analyzers, vector network analyzers, digital multimeters, DC power supplies, electronic loads and other general purpose test instrumentation. Since its first oscilloscope was launched in 2005, SIGLENT has become the fastest growing manufacturer of digital oscilloscopes. We firmly believe that today SIGLENT is the best value in electronic test & measurement.

Headquarters:

SIGLENT Technologies Co., Ltd
Add: Bldg No.4 & No.5, Antongda Industrial Zone,
3rd Liuxian Road, Bao'an District,
Shenzhen, 518101, China
Tel: + 86 755 3688 7876
Fax: + 86 755 3359 1582
Email: sales@siglent.com
Website: int.siglent.com

North America:

SIGLENT Technologies NA, Inc
Add: 6557 Cochran Rd Solon, Ohio 44139
Tel: 440-398-5800
Toll Free: 877-515-5551
Fax: 440-399-1211
Email: support@siglentna.com
Website: www.siglentna.com

Europe:

SIGLENT Technologies Germany GmbH
Add: Staetzlinger Str. 70
86165 Augsburg, Germany
Tel: +49(0)-821-666 0 111 0
Fax: +49(0)-821-666 0 111 22
Email: info-eu@siglent.com
Website: www.siglenteu.com

Malaysia:

SIGLENT Technologies (M) Sdn.Bhd
Add: NO.6 Lorong Jelawat 4
Kawasan Perusahaan Seberang Jaya
13700, Perai Pulau Pinang

Follow us on
Facebook: SiglentTech

